

# IMPACT ROTORS

# IMPACT ROTORS



1/2" DELUXE PLASTIC



3/4" ADJUSTABLE POPUP

Maxi-Paw™ / Maxi-Paw SAM Performance					
Pressure psi	Nozzle	Radius ft.	Flow gpm	Precip In/h	Precip In/h
25	● 06	-	-	-	-
	● 07 LA	22	1.5	0.60	0.69
	● 07	32	2.2	0.41	0.48
	● 08	35	2.8	0.44	0.51
	● 10 LA	25	3.4	1.05	1.21
	● 10	38	4.2	0.56	0.65
35	● 12	39	5.5	0.70	0.80
	● 06	37	2.0	0.28	0.32
	● 07 LA	23	1.9	0.69	0.80
	● 07	37	2.7	0.38	0.44
	● 08	38	3.3	0.44	0.51
	● 10 LA	29	4.0	0.92	1.06
45	● 10	41	4.8	0.55	0.64
	● 12	42	6.3	0.69	0.79
	● 06	38	2.3	0.31	0.35
	● 07 LA	25	2.1	0.65	0.75
	● 07	39	3.0	0.38	0.44
	● 08	40	3.7	0.45	0.51
	● 10 LA	31	4.5	0.90	1.04
	● 10	42	5.4	0.59	0.68
	● 12	44	7.1	0.71	0.82

Order No.	Description	List
TITAN	POPOP IMPACT ROTOR	\$34.63
MAXI-BIRD	1/2" DELUXE IMPACT	\$26.19
IPUW	IMPACT WRENCH	\$13.64
65P	1/2" ECONO IMPACT	\$5.89
90DZ	1/2" ZINC IMPACT	\$25.07
90A	1/2" ADJUSTABLE IMPACT	\$29.92
15S7	1/2" FULL CIRCLE IMPACT	\$21.45
261SA	3/4" ADJUSTABLE IMPACT	\$66.92
2000S	3/4" FULL CIRCLE IMPACT	\$32.48
360SA	1" ADJUSTABLE IMPACT	\$184.14
300SA	1" FULL CIRCLE IMPACT	\$143.96
AI123	1-1/4" ADJUSTABLE IMPACT	\$385.02
400S	1-1/4" FULL CIRCLE IMPACT	\$331.45



1/2" ECONO PLASTIC



1/2" ZINC ADJUSTABLE




1/2" ADJUSTABLE

SKU #	5615		
Nozzle	PSI	GPM	Diameter
20	3.10	73	
25	3.50	76	
30	3.80	79	
35	4.10	81	
40	4.40	83	
45	4.70	85	
50	4.90	86	




1/2" FULL CIRCLE

129175 9/64"	
GPM	Diameter
2.50	74
2.70	77
3.00	80
3.20	82
3.40	84
3.60	86
3.80	88
3.90	89
4.10	90




3/4" ADJUSTABLE

SKU #	139051 1 1/4"		
Nozzle	PSI	GPM	Diameter
30	4.60	86	
35	5.00	88	
40	5.40	90	
45	5.70	92	
50	6.00	94	
55	6.30	96	
60	6.60	96	




3/4" FULL CIRCLE

SKU #	139624 5/32" x 3/32"		
Nozzle	PSI	GPM	Diameter
30	5.30	85	
40	6.10	88	
50	6.80	90	
60	7.40	92	
70	8.10	94	
80	8.70	96	



1" ADJUSTABLE

SKU #	149333 1/4" x 1/8"		
Nozzle	PSI	GPM	Diameter
40	13.30	105	
45	14.10	108	
50	14.90	110	
55	15.80	115	
60	16.50	117	
65	17.10	120	
70	17.90	123	
75	18.60	126	
80	19.00	128	



1" FULL CIRCLE

SKU #	149135 1/4" x 1/8"		
Nozzle	PSI	GPM	Diameter
40	13.30	105	
45	14.10	108	
50	14.90	110	
55	15.80	115	
60	16.50	117	
65	17.10	120	
70	17.90	123	
75	18.60	126	



1-1/4" ADJUSTABLE

SKU #	159646 7/16" x 7/32"		
Nozzle	PSI	GPM	Diameter
60	51.50	180	
65	53.80	184	
70	55.90	188	
75	57.90	192	
80	60.00	196	
85	62.00	200	
90	63.90	202	



1-1/4" FULL CIRCLE

SKU #	159240 7/16" x 7/32"		
Nozzle	PSI	GPM	Diameter
60	51.50	180	
65	53.80	184	
70	55.90	188	
75	57.90	192	
80	60.00	196	
85	62.00	200	
90	63.90	202	