

TORO

Count on it.

E-2[®] Emitter

Ag Irrigation



Application:

Ideal Classic[®] emitter for short runs and non-sloped Ag, Nursery & Landscape applications. Suitable for seedling, young and established plantings, where precision water placement is required. Its take apart feature and large open flow path, allows easy field inspection, maintenance and greater resistance to plugging.

Features:

- Proven Classic[®] (non-pressure compensating) hydraulic design
- Available in three flow rates:

| | | |
|-------|---------|------------|
| DBK04 | 1.0 gph | (4.0 lph) |
| DBK08 | 2.0 gph | (8.0 lph) |
| DBK16 | 4.0 gph | (16.0 lph) |
- Economic emitter for short runs and non-sloped applications
- Fast, single-barb installation directly onto the hose
- Exit barb may be used with 1/4" (4mm) Leader Tube (P/N EHD0433) for precision water placement
- Large open flow path for resistance to plugging
- Take apart feature, allows fast simple field inspection
- Optional color coded flag for easy field identification
 - DBK04 Black
 - DBK08 Red
 - DBK16 Maroon

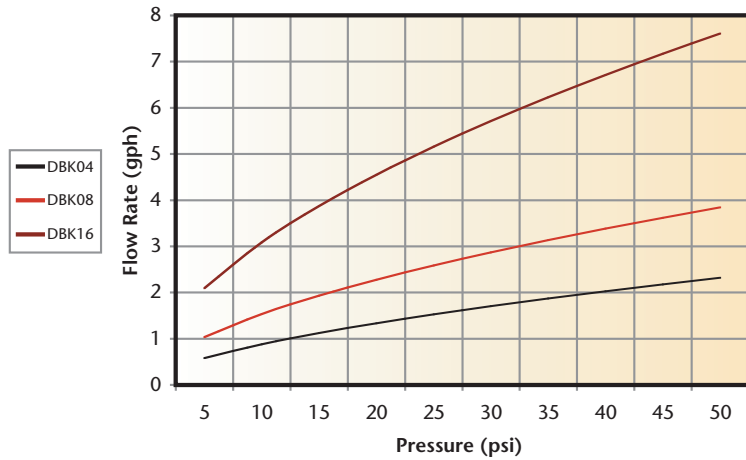


E-2® Emitter

Flow Rate in gph

| PSI | DBK04 | DBK08 | DBK16 |
|------|-------|-------|-------|
| 5 | 0.58 | 1.03 | 2.09 |
| 10 | 0.88 | 1.53 | 3.08 |
| * 15 | 1.12 | 1.93 | 3.87 |
| 20 | 1.33 | 2.27 | 4.55 |
| 25 | 1.52 | 2.58 | 5.15 |
| 30 | 1.70 | 2.87 | 5.71 |
| 35 | 1.87 | 3.13 | 6.23 |
| 40 | 2.03 | 3.38 | 6.71 |
| 45 | 2.17 | 3.62 | 7.17 |
| 50 | 2.32 | 3.84 | 7.61 |

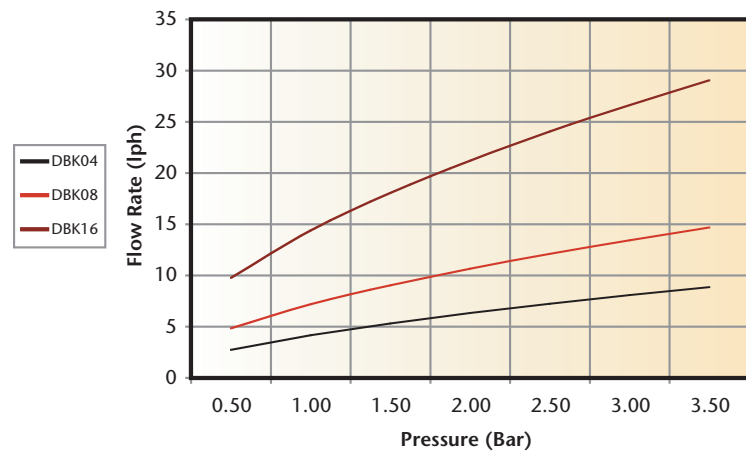
* Recommended operating pressure



Flow Rate in lph

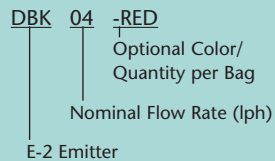
| Bar | DBK04 | DBK08 | DBK16 |
|--------|-------|-------|-------|
| 0.50 | 2.73 | 4.82 | 9.74 |
| * 1.00 | 4.15 | 7.17 | 14.38 |
| 1.50 | 5.31 | 9.04 | 18.05 |
| 2.00 | 6.31 | 10.65 | 21.21 |
| 2.50 | 7.22 | 12.10 | 24.04 |
| 3.00 | 8.07 | 13.43 | 26.63 |
| 3.50 | 8.85 | 14.66 | 29.04 |

* Recommended operating pressure



Understanding Part Numbers

Example: DBK04-RED



Specifications

| | DBK04 | DBK08 | DBK16 |
|--------------------------------|-----------------------|-------|--------|
| Nominal Flow Rate (Q) | | | |
| gpm @ 15 psi | 1 gpm | 2 gpm | 4 gpm |
| lph @ 1 Bar | 4 lph | 7 lph | 15 lph |
| Operating Pressure Range (P) | | | |
| psi | 0 to 50 psi | | |
| Bar | 0 to 3.5 Bar | | |
| Flow Exponent (x) | 0.60 | 0.57 | 0.56 |
| Coefficient of variation (Cv) | ≤ 5% | ≤ 6% | ≤ 6.5% |
| Minimum filtration requirement | 140 Mesh (115 Micron) | | |
| Optional Color (flag) | Black | Red | Maroon |

Toro Ag Irrigation

1588 N. Marshall Avenue, El Cajon, CA 92020-1523, USA

Tel: +1 (800) 333-8125 or +1 (619) 562-2950

Fax: +1 (800) 892-1822 or +1 (619) 258-9973

www.toroag.com

ALT016 1/03



Count on it.